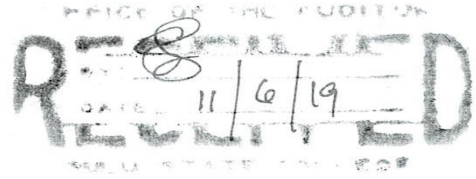




بِسْمِ اللَّهِ الرَّحْمَنِ الرَّحِيمِ
REPUBLIC OF THE PHILIPPINES
SULU STATE COLLEGE
JOLO, SULU

November 6, 2019



Vision

The Sulu State College as Center of Excellence in ARMM producing globally competitive graduates and as institutional stewards in the development of the region.

Mission

SSC is committed to develop academic stalwart and globally competent professionals, producing cutting edge research, knowledge and technologies for sustainable development; engage in partnership and viable resource generation programs.


THE TEAM LEADER
Sulu State College
Jolo, Sulu

Sir:

I have the honor to submit Financial Reports of the Sulu State College for the month of July 2019 for Funds 101 and Fund 164. To wit:

1. Consolidated Trial Balance
2. Consolidated Detailed Statement of Financial Position
3. Condensed Statement of Financial Position
4. Consolidated Detailed Statement of Financial Performance
5. Condensed Statement of Financial Performance
6. Consolidated Statement of Cash Flows
7. Journals (Check Disbursement Journals and General Journals)
8. Schedule of Unliquidated Cash Advances

Very truly yours,


SAMIER A. QUISAI, CPA
Accountant III

Republic of the Philippines
SULU STATE COLLEGE
 Bangkal, Patikul, Sulu

CONDENSED DETAILED STATEMENT OF FINANCIAL PERFORMANCE
 For Period Ended July 31, 2019

	REGULAR AGENCY FUND	INTERNALLY GENERATED INCOME	CONSOLIDATED
REVENUE			
Tax Revenue			
Service and Business Income			
Service Income			
Registration Fees	-	-	-
Clearance & Certification Fees	-	122,815.00	122,815.00
Other Service Income	-	-	-
Miscellaneous Income	-	840,346.00	840,346.00
Total Service Income		963,161.00	963,161.00
Business Income			
School Fees	-	14,988,055.68	14,988,055.68
Affiliation Fees			-
Rent/Lease Income			-
Fines and Penalties-Business Income		22,769.00	22,769.00
Income from Hostels/Dormitories & Other Like Facil	-		-
Other Business Income	-	1,578,423.00	1,578,423.00
Total Business Income	-	16,589,247.68	16,589,247.68
Shares, Grants and Donations			
Income from Grants & Donation in Cash			-
Total Shares, Grants and Donations			-
Total Revenue	-	17,552,408.68	17,552,408.68
Less: Current Operating Expenses			
Personnel Services			
Salaries & Wages			
Salaries and Wages-Regular Pay	34,783,179.49		34,783,179.49
Salaries and Wages-Casual/Contractual	1,757,378.65	3,684,826.54	5,442,205.19
Total Salaries & Wages	36,540,558.14	3,684,826.54	40,225,384.68
Other Compensation			
Personnel Economic Relief Allowance (PERA)	2,108,000.00	-	2,108,000.00
Representation Allowance (RA)	241,500.00	-	241,500.00
Transportation Allowance (TA)	241,500.00	-	241,500.00
Clothing / Uniform Allowance	912,000.00	-	912,000.00
Productivity Incentive Allowance	-	-	-
Honoraria	248,399.96	1,239,631.87	1,488,031.83
Overtime & Night Pay	69,370.09	472,824.14	542,194.23
Year End Bonus	4,914,824.60	-	4,914,824.60
Cash Gift	-	-	-
Total Other Compensation	8,735,594.65	1,712,456.01	10,448,050.66
Personnel Benefit Contributions			
Life and Retirement Insurance Contributions	3,790,995.62	-	3,790,995.62
PAG-IBIG Contributions	104,700.00	-	104,700.00
PHILHEALTH Contributions	337,575.18	-	337,575.18

OFFICE OF THE AUDITOR
 RECEIVED
 BY: [Signature]
 DATE: 11/06/19

Republic of the Philippines
SULU STATE COLLEGE
 Bangkal, Patikul, Sulu

CONDENSED DETAILED STATEMENT OF FINANCIAL PERFORMANCE

For Period Ended July 31, 2019

	REGULAR AGENCY FUND	INTERNALLY GENERATED INCOME	CONSOLIDATED
ECC Contributions	105,900.00	-	105,900.00
Total Personnel Benefit Contributions	4,339,170.80	-	4,339,170.80
Other Personnel Benefit Contributions			
Terminal Leave Benefits	1,461,108.00	-	1,461,108.00
Other Personnel Benefits	70,000.00	-	
Total Other Personnel Benefits Contribution	1,531,108.00	-	1,531,108.00
Total Personnel Services	51,146,431.59	5,397,282.55	56,543,714.14
Maintenance and Other Operating Services			
Travelling Expenses			
Travelling Expenses-Local	2,419,301.00	5,522,835.79	7,942,136.79
Total Travelling Expenses	2,419,301.00	5,522,835.79	7,942,136.79
Training & Scholarship Expenses			
Training Expenses	1,754,352.89	139,826.00	1,894,178.89
Scholarship Expenses	-	6,080,450.00	6,080,450.00
Total Training & Scholarship Expenses	1,754,352.89	6,220,276.00	7,974,628.89
Supplies and Materials Expenses			
Office Supplies Expenses	1,578,209.50	1,060,126.63	2,638,336.13
Accountable Forms Expenses	-	-	-
Drugs and Medicines Expenses	-	-	-
Gasoline, Oil and Lubricants Expenses	64,875.54	58,529.75	123,405.29
Textbooks & Instructional Materials	-	-	-
Other Supplies & Materials Expenses	159,667.00	89,007.60	248,674.60
Total Supplies and Materials Expenses	1,802,752.04	1,207,663.98	3,010,416.02
Utility Expenses			
Electricity Expenses	642,489.75	15,000.00	657,489.75
Total Utility Expenses	642,489.75	15,000.00	657,489.75
Communication Expenses			
Telephone Expenses	17,287.00	21,475.35	38,762.35
Internet Expenses	-	-	-
Total Communication Expenses	17,287.00	21,475.35	38,762.35
Awards/Rewards and Prizes			
Awards/Rewards Expenses	-	-	-
Total Awards/Rewards and Prizes	-	-	-
Confidential, Intelligence and Extraordinary Expenses			
Extraordinary and Miscellaneous Expenses	921,286.69	3,218,122.27	4,139,408.96
Total Confidential, Intelligence and Extraordinary	921,286.69	3,218,122.27	4,139,408.96
General Services			
Other General Services	-	-	-
Total General Services	-	-	-
Repairs and Maintenance			
Repair & Maintenance - Building & Other Structures	3,946,225.80	50,903.50	3,997,129.30


RECEIVED
 DATE 11/06/19

Republic of the Philippines
SULU STATE COLLEGE
 Bangkal, Patikul, Sulu


CONDENSED DETAILED STATEMENT OF FINANCIAL PERFORMANCE

For Period Ended July 31, 2019

	REGULAR AGENCY FUND	INTERNALLY GENERATED INCOME	CONSOLIDATED
Repair & Maintenance -Transportation Equipment	-	-	-
Total Repairs and Maintenance	3,946,225.80	50,903.50	3,997,129.30
Taxes, Insurance Premiums and Other Fees			
Fidelity Bond Premiums	-	-	-
Total Taxes, Insurance Premiums and other Fees	-	-	-
Other Maintenance & Operating Expenses			
Printing and Publication Expenses	-	794,500.00	794,500.00
Representation Expenses	-	-	-
Transportation and Delivery Expenses	10,000.00	10,000.00	20,000.00
Rent/Lease Expenses	-	-	-
Membership Dues and Contributions to Organizatio	75,000.00	-	75,000.00
Subscription Expenses	-	-	-
Other Maintenance & Other Operating Expenses	459,127.79	438,350.00	897,477.79
Total Other Maintenance & Operating Expenses	544,127.79	1,242,850.00	1,786,977.79
Total Other Maintenance & Operating Expenses	12,047,822.96	17,499,126.89	29,546,949.85
Financial Expenses			
Bank Charges	-	-	-
Other Financial Charges	-	-	-
Total Financial Expenses	-	-	-
Non-Cash Expenses			
Depreciation - Land Improvements	-	-	-
Depreciation - Buildings and Other Structures	-	-	-
Depreciation - Machinery and Equipment	-	-	-
Depreciation - Furniture, Fixtures and Books	-	-	-
Depreciation - Other Property, Plant and Eqpt.	-	-	-
Total Non-Cash Expenses	-	-	-
Current Operating Expenses	63,194,254.55	22,896,409.44	86,090,663.99
Surplus (Deficit) from Current Operation	(63,194,254.55)	(5,344,000.76)	(68,538,255.31)
Financial Assistance/Subsidy from NGAs, LGUs, GOCCs			
Subsidy Income from National Government	80,819,718.88	-	80,819,718.88
Surplus (Deficit) for the period	17,625,464.33	(5,344,000.76)	12,281,463.57



Certified Correct:



 SAMIER A. QUISAI
 Accountant


Republic of the Philippines
SULU STATE COLLEGE
 Bangkal, Patikul, Sulu

CONDENSED STATEMENT OF FINANCIAL PERFORMANCE
 For the Period Ended July 31, 2019

	<u>NOTE</u>	<u>REGULAR AGENCY FUND</u>	<u>INTERNALLY GENERATED INCOME</u>	<u>CONSOLIDATED</u>
Revenue				
Tax Revenue		-	-	-
Service and Business Income		-	17,552,408.68	17,552,408.68
Shares, Grants and Donations		-	-	-
Gains		-	-	-
Total Revenue		-	17,552,408.68	17,552,408.68
Less: Current Operating Expenses				
Personnel Services		51,146,431.59	5,397,282.55	56,543,714.14
Maintenance and Other Operating Services		12,047,822.96	17,499,126.89	29,546,949.85
Financial Expenses				
Direct Costs				
Non-Cash Expenses				
Total Current Operating Expenses		63,194,254.55	22,896,409.44	86,090,663.99
Surplus (Deficit) from Current Operation		(63,194,254.55)	(5,344,000.76)	(68,538,255.31)
Net Financial Assistance/Subsidy		80,819,718.88	-	80,819,718.88
Gains		-	-	-
Losses		-	-	-
Surplus (Deficit) for the period		17,625,464.33	(5,344,000.76)	12,281,463.57

Certified Correct:


 SAMIER A. QUISAI
 Accountant



Republic of the Philippines
SULU STATE COLLEGE
 Bangkal, Patikul, Sulu

CONSOLIDATED DETAILED STATEMENT OF FINANCIAL POSITION

As at July 31, 2019

	REGULAR AGENCY FUND	INTERNALLY GENERATED INCOME	CONSOLIDATED
ASSETS			
CURRENT ASSETS			
Cash and Cash Equivalents			
Cash on Hand			
Cash Collecting Officers	-	31,005.78	31,005.78
Petty Cash Fund	60,000.00	40,000.00	100,000.00
Cash in Bank-Local Currency			
Cash in Bank-LCCA	-	7,452,606.27	7,452,606.27
Treasury/Agency Accounts			
Cash-MDS, Regular	2,132,294.49	0	2,132,294.49
	2,192,294.49	7,523,612.05	9,715,906.54
Other Receivables			
Receivables - Disallowances & Charges	-	93,998.96	93,998.96
Other Receivables	-	745,150.00	745,150.00
	-	839,148.96	839,148.96
Other Current Assets			
Advances			
Advances for Operating Expenses	-	99,000.00	99,000.00
Advances for Payroll	20,000.00	-	20,000.00
Advances to Officers and Employees	410,240.00	113,060.00	523,300.00
Advances to Contractors	-	74,000.00	74,000.00
	430,240.00	286,060.00	716,300.00
Inventories			
Inventory held for Consumption			
Office Supplies Inventory	-	-	-
Total Inventories	-	-	-
TOTAL CURRENT ASSETS	2,622,534.49	8,648,821.01	11,271,355.50
NON-CURRENT ASSETS			
Property, Plant and Equipment			
Land			
Land Improvements	841,455.00	0	841,455.00
Accum. Depreciation - Other Land Improvements	757,309.50	0	757,309.50
Net Value	84,145.50	-	84,145.50
Infrastructure Assets			
Power Supply Systems	-	356,866.49	356,866.49
Accum. Depreciation - Power Supply Systems	-	321,179.84	321,179.84
Net Value	-	35,686.65	35,686.65
Buildings and Other Structures			
Buildings	77,225,995.13	38,963,136.84	116,189,131.97
Accum. Depreciation -Buildings and Other Structures	71,529,002.73	15,070,147.09	86,599,149.82


OFFICE OF THE AUDITOR
RECEIVED
 DATE 11/6/19

Republic of the Philippines
SULU STATE COLLEGE
 Bangkal, Patikul, Sulu

CONSOLIDATED DETAILED STATEMENT OF FINANCIAL POSITION

As at July 31, 2019


	REGULAR AGENCY FUND	INTERNALLY GENERATED INCOME	CONSOLIDATED
Net Value	5,696,992.40	23,892,989.75	29,589,982.15
Other Structures	7,500,000.00	-	7,500,000.00
Accumulated Depreciation-Other Structures	1,312,500.00	-	1,312,500.00
Net Value	6,187,500.00	-	6,187,500.00
Machinery and Equipment			
Office Equipment	13,834,412.17	7,040,551.50	20,874,963.67
Accum. Depreciation -Office Equipment	3,141,260.12	4,989,972.73	8,131,232.85
Net Value	10,693,152.05	2,050,578.77	12,743,730.82
Information and Communication Technology Equip	32,503,782.50	35,388,010.63	67,891,793.13
Accum. Depreciation-Information&Comm. Tech. Eq	10,649,534.39	28,630,383.97	39,279,918.36
Net Value	21,854,248.11	6,757,626.66	28,611,874.77
Communication Equipment	42,200.00	327,540.00	369,740.00
Accum. Depreciation-Communication Eqpt.	37,980.00	102,073.50	140,053.50
Net Value	4,220.00	225,466.50	229,686.50
Technical and Scientific Equipment	418,800.00	214,000.00	632,800.00
Accum. Depreciation-Technical & Scientific Eqpt.	397,860.00	203,300.00	601,160.00
Net Value	20,940.00	10,700.00	31,640.00
Other Machinery Equipment	3,889,339.81	3,700,781.96	7,590,121.77
Accum. Depreciation-Other Machinery Eqpt.	3,500,405.83	2,450,534.53	5,950,940.36
Net Value	388,933.98	1,250,247.43	1,639,181.41
Transportation Equipment			
Motor Vehicles	2,085,030.00	1,806,025.00	3,891,055.00
Accum. Depreciation-Motor Vehicles	1,876,527.00	354,754.90	2,231,281.90
Net Value	208,503.00	1,451,270.10	1,659,773.10
Other Transportation Equipment	33,840.00	-	33,840.00
Accum. Depreciation-Other Transportation Eqpt.	6,091.20	-	6,091.20
Net Value	27,748.80	-	27,748.80
Furnitures, Fixtures and Books			
Furnitures and Fixtures	674,995.55	8,766,705.00	9,441,700.55
Accum. Depreciation-Furnitures & Fixtures	545,723.69	3,924,913.53	4,470,637.22
Net Value	129,271.86	4,841,791.47	4,971,063.33
Books	6,204,200.00	3,882,794.75	10,086,994.75
Accum. Depreciation- Books	818,180.00	3,399,853.27	4,218,033.27
Net Value	5,386,020.00	482,941.48	5,868,961.48
Other Property, Plant & Equipment			
Other Property, Plant & Equipment	2,716,937.25	3,847,804.00	6,564,741.25
Accum. Depreciation-Other Prop., Plant & Eqpt.	2,445,243.54	3,463,023.60	5,908,267.14
Net Value	271,693.71	384,780.40	656,474.11

PRICE OF THE AUDITOR

RECEIVED
 DATE 11/6/19


Republic of the Philippines
SULU STATE COLLEGE
 Bangkal, Patikul, Sulu

CONSOLIDATED DETAILED STATEMENT OF FINANCIAL POSITION
 As at July 31, 2019

	REGULAR AGENCY FUND	INTERNALLY GENERATED INCOME	CONSOLIDATED
Construction in Progress-Agency Assets			
Construction in Progress-Bldg. & Other Structures	90,121,022.48	13,395,209.21	103,516,231.69
Net Value	90,121,022.48	13,395,209.21	103,516,231.69
Total Property, Plant and Equipment	141,074,391.89	54,779,288.42	195,853,680.31
TOTAL ASSETS	143,696,926.38	63,428,109.43	207,125,035.81
LIABILITIES			
Current Liabilities			
Financial Liabilities			
Inter-Agency Payables			
Due to BIR	1,195,661.81	18,676.80	1,214,338.61
Due to GSIS	606,885.65	-	606,885.65
Due to PAG-IBIG	152,882.01	60,351.16	213,233.17
Due to PHILHEALTH	158,983.64	-	158,983.64
Due to Other NGAs	-	7,354,412.70	7,354,412.70
Trust Liabilities			
Guaranty/Security Deposits Payables	-	-	-
Other Payables			
Other Payables	1,108,730.05	(108,629.66)	1,000,100.39
Total Current Liabilities	3,223,143.16	7,324,811.00	10,547,954.16
TOTAL LIABILITIES	3,223,143.16	7,324,811.00	10,547,954.16
Total Assets less Total Liabilities	140,473,783.22	56,103,298.43	196,577,081.65
NET ASSETS/EQUITY			
Equity			
Government Equity			
Accumulated Surplus/(Deficit)	140,473,783.22	56,103,298.43	196,577,081.65
TOTAL NET ASSETS/EQUITY	140,473,783.22	56,103,298.43	196,577,081.65



Certified Correct:


 SAMIER A. QUISAI
 Accountant

Republic of the Philippines
SULU STATE COLLEGE
 Bangkal, Patikul, Sulu


CONDENSED STATEMENT OF FINANCIAL POSITION

As at July 31, 2019

	<u>NOTE</u>	<u>REGULAR AGENCY FUND</u>	<u>INTERNALLY GENERATED INCOME</u>	<u>CONSOLIDATED</u>
ASSETS				
Current Assets				
Cash and Cash Equivalents		2,192,294.49	7,523,612.05	9,715,906.54
Receivables		-	839,148.96	839,148.96
Inventories		-	-	-
Other Current assets		430,240.00	286,060.00	716,300.00
Total Current Assets		2,622,534.49	8,648,821.01	11,271,355.50
Non-Current Assets				
Property, Plant and Equipment		141,074,391.89	54,779,288.42	195,853,680.31
Biological Assets		-	-	-
Intangible Assets		-	-	-
Other Non-Current Assets		-	-	-
Total Non-Current Assets		141,074,391.89	54,779,288.42	195,853,680.31
Total Assets		143,696,926.38	63,428,109.43	207,125,035.81
LIABILITIES				
Current Liabilities				
Financial Liabilities		-	-	-
Inter-Agency Payables		2,114,413.11	7,433,440.66	9,547,853.77
Trust Liabilities		-	-	-
Provisions		-	-	-
Other Payables		1,108,730.05	(108,629.66)	1,000,100.39
Total Current Liabilities		3,223,143.16	7,324,811.00	10,547,954.16
Total Liabilities		3,223,143.16	7,324,811.00	10,547,954.16
Total Assets less Total Liabilities		140,473,783.22	56,103,298.43	196,577,081.65
NET ASSETS / EQUITY				
Accumulated Surplus / (Deficit)		140,473,783.22	56,103,298.43	196,577,081.65
Total Net Assets / Equity		140,473,783.22	56,103,298.43	196,577,081.65

Certified Correct:


 SAMIER A. QUISAI
 Accountant




Republic of the Philippines
SULU STATE COLLEGE
 Bangkal, Patikul, Sulu

CONSOLIDATED STATEMENT OF CHANGES IN NET ASSETS/EQUITY
 For the Period Ended July 31, 2019

	REGULAR AGENCY FUND	INTERNALLY GENERATED INCOME	CONSOLIDATED
Balance at January 1, 2019	122,202,521.98	61,400,499.19	183,603,021.17
Changes in Accounting Policy			
Prior Period Adjustments/Unrecorded Income and Expenses	645,796.91	46,800.00	692,596.91
Other Adjustments			
Restated Balance	122,848,318.89	61,447,299.19	184,295,618.08
Changes in Net Assets/Equity for the Calendar Year			
Adjustment of Net Revenue recognized directly in net assets/equity			
Surplus for the period	17,625,464.33	(5,344,000.76)	12,281,463.57
Total recognized revenue and expense for the period	17,625,464.33	(5,344,000.76)	12,281,463.57
Others	0.00	0.00	0.00
Balance at July 31, 2019	140,473,783.22	56,103,298.43	196,577,081.65

Certified Correct:



 SAMIER A. QUISAI
 Accountant



Republic of the Philippines
SULU STATE COLLEGE
 Bangkal, Patikul, Sulu

STATEMENT OF CASH FLOWS
 For the Period Ended July 31, 2019

	REGULAR AGENCY FUND	INTERNALLY GENERATED INCOME	CONSOLIDATED
CASH FLOWS FROM OPERATING ACTIVITIES			
Cash Inflows			
Receipt of Notice of Cash Allocation	79,262,670.00		79,262,670.00
Collection of Income/Revenues		17,229,364.68	17,229,364.68
Receipt of inter-agency fund transfers			-
Receipt of prior year's income			-
Adjustments			-
Total Cash Inflows	79,262,670.00	17,229,364.68	96,492,034.68
Cash Outflows			
Payment of Expenses	60,165,569.29	19,885,457.99	80,051,027.28
Payment of Accounts Payable			-
Other Disbursements			-
Reversal of Unutilized NCA	3,363,869.19		3,363,869.19
Adjustments			-
Total Cash Outflows	63,529,438.48	19,885,457.99	83,414,896.47
Net Cash Provided by (Used In) Operating Activities	15,733,231.52	(2,656,093.31)	13,077,138.21
Cash Outflows from Investing Activities			
Cash Inflows			
Proceeds from Sale of Investment Property			-
Adjustments			-
Total Cash Inflows	-	-	-
Cash Outflows			
Purchase/Constuction of Investment Property	9,723,347.83		
Purchase/Construction of Prop., Plant & Eqpt.	3,877,589.20	190,290.00	4,067,879.20
Investments			-
Adjustments			-
Total Cash Outflows	13,600,937.03	190,290.00	4,067,879.20
Net Cash Provided by (Used In) Investing Activities	(13,600,937.03)	(190,290.00)	(4,067,879.20)
Cash Outflows from Financing Activities			
Cash Inflows			
Proceeds from Domestic and Foreign Loans			-
Adjustments			-
Total Cash Inflows	-	-	-
Cash Outflows			
Payment of Long-Term Liabilities			-
Payment of Interest Expense (BTR/NG Debt)			-
Adjustments			-
Total Cash Outflows	-	-	-
Net Cash Provided by (Used In) Financing Activities	-	-	-
Increase (Decrease) In Cash and Cash Equivalents	2,132,294.49	(2,846,383.31)	(714,088.82)
Effects of Exchange Rate Changes on Cash and Cash			-
Cash and Cash Equivalents, January 1, 2019	60,000.00	10,298,989.58	10,358,989.58
Cash and Cash Equivalents, July 31, 2019	2,192,294.49	7,452,606.27	9,644,900.76
	(0.00)	-	-



Certified Correct:

[Signature]
 SAMIER A. QUISAI
 Accountant

SULU STATE COLLEGE
Agency

DETAILED SCHEDULE OF UNLIQUIDATED CASH ADVANCES

As of July 31, 2019

Fund 101 and Fund 164

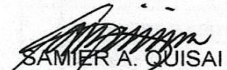
No.	Name of Debtor	Amount Balance	Amount Due					Remarks
			Current			Past Due		
			less than 30 days	31-90 days	91-365 days	Over 1 year	Over 2 years	
A. REGULAR								
B. TRAVEL								
FUND 101								
	Raul Rasad	15,040.00			15,040.00			
	Hartina Sairi	11,000.00		11,000.00				
	Alnadzma Tulawie	17,900.00		17,900.00				
	Eloisa Abdulla	17,900.00		17,900.00				
	Hartini Sairi	8,900.00		8,900.00				
	Alyashier Asam	8,900.00		8,900.00				
	Samier A. Quisai	8,900.00		8,900.00				
	Charisma Ututalum	4,500.00		4,500.00				
	Charisma Ututalum	30,000.00		30,000.00				
	Aurizia Siraji	24,500.00		24,500.00				
	Raina Sappayani	28,200.00		28,200.00				
	Patricia Amilhusin	17,900.00		17,900.00				
	Venjielyn Alian	17,900.00		17,900.00				
	Anang Fatma Jawali	17,900.00		17,900.00				
	Nelson Julhamid	17,900.00		17,900.00				
	Mary Ann Lim	17,900.00		17,900.00				
	Hartini Sairi	17,900.00		17,900.00				
	Alnadzma Tulawie	17,900.00		17,900.00				
	Nadzmer Asmad	17,900.00		17,900.00				
	Radzwhiel Tawasil	17,900.00		17,900.00				
	Charisma Ututalum	30,000.00	30,000.00					
	Charisma Ututalum	43,400.00	43,400.00					
FUND 164								
	Brenhilda Ittih	4,260.00		4,260.00				

OFFICE OF THE AUDITOR

 RECEIVED
 11/10/19
 SULO STATE COLLEGE

Rasida Janang	4,060.00		4,060.00					
Yasheem Asanji	4,060.00		4,060.00					
Phlorita Ridao	4,460.00		4,460.00					
Karyl Krystal Villejo	4,460.00		4,460.00					
Hizami Amirul	10,400.00		10,400.00					
Nurjia Mustafa	5,200.00		5,200.00					
Bryan Cabaddu	5,200.00		5,200.00					
Aldahruhz Darkis	6,000.00		6,000.00					
Nuruin Bara	23,250.00		23,250.00					
Moh. Amil Abdul	4,500.00		4,500.00					
Moh. Amil Abdul	4,500.00		4,500.00					
Amil K. Alih	4,210.00		4,210.00					
Sakir Anjirani	28,500.00		28,500.00					
TOTAL	523,300.00	73,400.00	434,860.00	15,040.00	-			

Certified Correct:


 SAMIER A. QUISAI
 Accountant

OFFICE OF THE AUDITOR
 RECEIVED
 DATE: 11/6/19
 RECEIVED