




بِسْمِ اللَّهِ الرَّحْمَنِ الرَّحِيمِ
REPUBLIC OF THE PHILIPPINES
SULU STATE COLLEGE
JOLO, SULU



November 6, 2019

Vision

The Sulu State College as Center of Excellence in ARMM producing globally competitive graduates and as institutional stewards in the development of the region.

Mission

SSC is committed to develop academic stalwart and globally competent professionals, producing cutting edge research, knowledge and technologies for sustainable development; engage in partnership and viable resource generation programs.


THE TEAM LEADER
Sulu State College
Jolo, Sulu

Sir:

I have the honor to submit Financial Reports of the Sulu State College for the month of August 2019 for Funds 101 and Fund 164. To wit:

1. Consolidated Trial Balance
2. Consolidated Detailed Statement of Financial Position
3. Condensed Statement of Financial Position
4. Consolidated Detailed Statement of Financial Performance
5. Condensed Statement of Financial Performance
6. Consolidated Statement of Cash Flows
7. Journals (Check Disbursement Journals and General Journals)
8. Schedule of Unliquidated Cash Advances

Very truly yours,


SAMIER A. QUISAI, CPA
Accountant III

Republic of the Philippines
SULU STATE COLLEGE
 Bangkal, Patikul, Sulu

CONDENSED DETAILED STATEMENT OF FINANCIAL PERFORMANCE
 For Period Ended August 31, 2019

	REGULAR AGENCY FUND	INTERNALLY GENERATED INCOME	CONSOLIDATED
REVENUE			
Tax Revenue			
Service and Business Income			
Service Income			
Registration Fees	-	-	-
Clearance & Certification Fees	-	149,910.00	149,910.00
Other Service Income	-	-	-
Miscellaneous Income	-	841,601.00	841,601.00
Total Service Income		991,511.00	991,511.00
Business Income			
School Fees	-	27,309,140.68	27,309,140.68
Affiliation Fees			-
Rent/Lease Income			-
Fines and Penalties-Business Income		115,529.00	115,529.00
Income from Hostels/Dormitories & Other Like Facil	-		-
Other Business Income	-	1,672,043.00	1,672,043.00
Total Business Income		29,096,712.68	29,096,712.68
Shares, Grants and Donations			
Income from Grants & Donation in Cash			-
Total Shares, Grants and Donations			-
Total Revenue	-	30,088,223.68	30,088,223.68
Less: Current Operating Expenses			
Personnel Services			
Salaries & Wages			
Salaries and Wages-Regular Pay	40,466,818.48		40,466,818.48
Salaries and Wages-Casual/Contractual	2,993,506.65	4,149,274.54	7,142,781.19
Total Salaries & Wages	43,460,325.13	4,149,274.54	47,609,599.67
Other Compensation			
Personnel Economic Relief Allowance (PERA)	2,474,908.60	-	2,474,908.60
Representation Allowance (RA)	276,000.00	-	276,000.00
Transportation Allowance (TA)	276,000.00	-	276,000.00
Clothing / Uniform Allowance	912,000.00	-	912,000.00
Productivity Incentive Allowance	-	-	-
Honoraria	410,399.96	1,293,844.87	1,704,244.83
Overtime & Night Pay	69,370.09	544,632.14	614,002.23
Year End Bonus	4,914,824.60	-	4,914,824.60
Cash Gift	-	-	-
Total Other Compensation	9,333,503.25	1,838,477.01	11,171,980.26
Personnel Benefit Contributions			
Life and Retirement Insurance Contributions	4,472,579.54	-	4,472,579.54
PAG-IBIG Contributions	121,300.00	-	121,300.00
PHILHEALTH Contributions	388,086.59	-	388,086.59

RECEIVED
 11/09/19
 SULLU STATE COLLEGE

Republic of the Philippines
SULU STATE COLLEGE
 Bangkal, Patikul, Sulu

CONDENSED DETAILED STATEMENT OF FINANCIAL PERFORMANCE

For Period Ended August 31, 2019

	REGULAR AGENCY FUND	INTERNALLY GENERATED INCOME	CONSOLIDATED
ECC Contributions	124,800.00	-	124,800.00
Total Personnel Benefit Contributions	5,106,766.13	-	5,106,766.13
Other Personnel Benefit Contributions			
Terminal Leave Benefits	1,593,236.00	-	1,593,236.00
Other Personnel Benefits	80,000.00	-	
Total Other Personnel Benefits Contribution	1,673,236.00	-	1,673,236.00
Total Personnel Services	59,573,830.51	5,987,751.55	65,561,582.06
Maintenance and Other Operating Services			
Travelling Expenses			
Travelling Expenses-Local	2,796,298.00	5,836,630.79	8,632,928.79
Total Travelling Expenses	2,796,298.00	5,836,630.79	8,632,928.79
Training & Scholarship Expenses			
Training Expenses	1,754,352.89	298,371.00	2,052,723.89
Scholarship Expenses	-	6,185,450.00	6,185,450.00
Total Training & Scholarship Expenses	1,754,352.89	6,483,821.00	8,238,173.89
Supplies and Materials Expenses			
Office Supplies Expenses	1,865,404.50	1,941,757.43	3,807,161.93
Accountable Forms Expenses	-	-	-
Drugs and Medicines Expenses	-	-	-
Gasoline, Oil and Lubricants Expenses	64,875.54	118,367.30	183,242.84
Textbooks & Instructional Materials	-	-	-
Other Supplies & Materials Expenses	159,667.00	89,007.60	248,674.60
Total Supplies and Materials Expenses	2,089,947.04	2,149,132.33	4,239,079.37
Utility Expenses			
Electricity Expenses	1,068,288.52	15,000.00	1,083,288.52
Total Utility Expenses	1,068,288.52	15,000.00	1,083,288.52
Communication Expenses			
Telephone Expenses	17,287.00	21,475.35	38,762.35
Internet Expenses	-	-	-
Total Communication Expenses	17,287.00	21,475.35	38,762.35
Awards/Rewards and Prizes			
Awards/Rewards Expenses	-	-	-
Total Awards/Rewards and Prizes	-	-	-
Confidential, Intelligence and Extraordinary Expenses			
Extraordinary and Miscellaneous Expenses	921,286.69	3,708,324.39	4,629,611.08
Total Confidential, Intelligence and Extraordinary	921,286.69	3,708,324.39	4,629,611.08
General Services			
Other General Services	-	-	-
Total General Services	-	-	-
Repairs and Maintenance			
Repair & Maintenance - Building & Other Structures	4,147,784.10	50,903.50	4,198,687.60


OFFICE OF THE AUDITOR
 RECEIVED
 11/6/19

Republic of the Philippines
SULU STATE COLLEGE
 Bangkal, Patikul, Sulu

CONDENSED DETAILED STATEMENT OF FINANCIAL PERFORMANCE

For Period Ended August 31, 2019

	REGULAR AGENCY FUND	INTERNALLY GENERATED INCOME	CONSOLIDATED
Repair & Maintenance -Transportation Equipment	-	-	-
Total Repairs and Maintenance	4,147,784.10	50,903.50	4,198,687.60
Taxes, Insurance Premiums and Other Fees			
Fidelity Bond Premiums	-	-	-
Total Taxes, Insurance Premiums and other Fees	-	-	-
Other Maintenance & Operating Expenses			
Printing and Publication Expenses	250,000.00	794,500.00	1,044,500.00
Representation Expenses	-	-	-
Transportation and Delivery Expenses	10,000.00	10,000.00	20,000.00
Rent/Lease Expenses	-	-	-
Membership Dues and Contributions to Organizatio	75,000.00	310,000.00	385,000.00
Subscription Expenses	-	-	-
Other Maintenance & Other Operating Expenses	459,127.79	855,639.29	1,314,767.08
Total Other Maintenance & Operating Expenses	794,127.79	1,970,139.29	2,764,267.08
Total Other Maintenance & Operating Expenses	13,589,372.03	20,235,426.65	33,824,798.68
Financial Expenses			
Bank Charges	-	-	-
Other Financial Charges	-	-	-
Total Financial Expenses	-	-	-
Non-Cash Expenses			
Depreciation - Land Improvements	-	-	-
Depreciation - Buildings and Other Structures	-	-	-
Depreciation - Machinery and Equipment	-	-	-
Depreciation - Furniture, Fixtures and Books	-	-	-
Depreciation - Other Property, Plant and Eqpt.	-	-	-
Total Non-Cash Expenses	-	-	-
Current Operating Expenses	73,163,202.54	26,223,178.20	99,386,380.74
Surplus (Deficit) from Current Operation	(73,163,202.54)	3,865,045.48	(69,298,157.06)
Financial Assistance/Subsidy from NGAs, LGUs, GOCCs			
Subsidy Income from National Government	89,011,865.88	-	89,011,865.88
Surplus (Deficit) for the period	15,848,663.34	3,865,045.48	19,713,708.82



Certified Correct:


 SAMIER A. QUISAI
 Accountant


Republic of the Philippines
SULU STATE COLLEGE
 Bangkal, Patikul, Sulu

CONDENSED STATEMENT OF FINANCIAL PERFORMANCE
 For the Period Ended August 31, 2019

	NOTE	REGULAR AGENCY FUND	INTERNALLY GENERATED INCOME	CONSOLIDATED
Revenue				
Tax Revenue		-	-	-
Service and Business Income		-	30,088,223.68	30,088,223.68
Shares, Grants and Donations		-	-	-
Gains		-	-	-
Total Revenue		-	30,088,223.68	30,088,223.68
Less: Current Operating Expenses				
Personnel Services		59,573,830.51	5,987,751.55	65,561,582.06
Maintenance and Other Operating Services		13,589,372.03	20,235,426.65	33,824,798.68
Financial Expenses				
Direct Costs				
Non-Cash Expenses				
Total Current Operating Expenses		73,163,202.54	26,223,178.20	99,386,380.74
Surplus (Deficit) from Current Operation		(73,163,202.54)	3,865,045.48	(69,298,157.06)
Net Financial Assistance/Subsidy		89,011,865.88	-	89,011,865.88
Gains		-	-	-
Losses		-	-	-
Surplus (Deficit) for the period		15,848,663.34	3,865,045.48	19,713,708.82

Certified Correct:


 SAMIER A. QUISAI
 Accountant

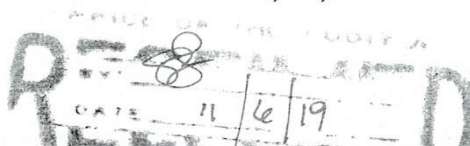


Republic of the Philippines
SULU STATE COLLEGE
 Bangkal, Patikul, Sulu

CONSOLIDATED DETAILED STATEMENT OF FINANCIAL POSITION

As at August 31, 2019

	REGULAR AGENCY FUND	INTERNALLY GENERATED INCOME	CONSOLIDATED
ASSETS			
CURRENT ASSETS			
Cash and Cash Equivalents			
Cash on Hand			
Cash Collecting Officers	-	31,005.78	31,005.78
Petty Cash Fund	60,000.00	40,000.00	100,000.00
Cash in Bank-Local Currency			
Cash in Bank-LCCA	-	16,325,689.51	16,325,689.51
Treasury/Agency Accounts			
Cash-MDS, Regular	117,602.93	0	117,602.93
	177,602.93	16,396,695.29	16,574,298.22
Other Receivables			
Receivables - Disallowances & Charges	-	93,998.96	93,998.96
Other Receivables	-	745,150.00	745,150.00
	-	839,148.96	839,148.96
Other Current Assets			
Advances			
Advances for Operating Expenses	-	99,000.00	99,000.00
Advances for Payroll	20,000.00	-	20,000.00
Advances to Officers and Employees	282,340.00	449,023.00	731,363.00
Advances to Contractors	-	74,000.00	74,000.00
	302,340.00	622,023.00	924,363.00
Inventories			
Inventory held for Consumption			
Office Supplies Inventory	-	-	-
Total Inventories	-	-	-
TOTAL CURRENT ASSETS	479,942.93	17,857,867.25	18,337,810.18
NON-CURRENT ASSETS			
Property, Plant and Equipment			
Land			
Land Improvements	841,455.00	0	841,455.00
Accum. Depreciation - Other Land Improvements	757,309.50	0	757,309.50
Net Value	84,145.50	-	84,145.50
Infrastructure Assets			
Power Supply Systems	-	356,866.49	356,866.49
Accum. Depreciation - Power Supply Systems	-	321,179.84	321,179.84
Net Value	-	35,686.65	35,686.65
Buildings and Other Structures			
Buildings	77,225,995.13	38,963,136.84	116,189,131.97
Accum. Depreciation -Buildings and Other Structures	71,529,002.73	15,070,147.09	86,599,149.82



Republic of the Philippines
SULU STATE COLLEGE
 Bangkal, Patikul, Sulu

CONSOLIDATED DETAILED STATEMENT OF FINANCIAL POSITION

As at August 31, 2019

	REGULAR AGENCY FUND	INTERNALLY GENERATED INCOME	CONSOLIDATED
Net Value	5,696,992.40	23,892,989.75	29,589,982.15
Other Structures	7,500,000.00	-	7,500,000.00
Accumulated Depreciation-Other Structures	1,312,500.00	-	1,312,500.00
Net Value	6,187,500.00	-	6,187,500.00
Machinery and Equipment			
Office Equipment	14,473,612.17	7,040,551.50	21,514,163.67
Accum. Depreciation -Office Equipment	3,141,260.12	4,989,972.73	8,131,232.85
Net Value	11,332,352.05	2,050,578.77	13,382,930.82
Information and Communication Technology Equip	32,503,782.50	35,388,010.63	67,891,793.13
Accum. Depreciation-Information&Comm. Tech. Eq	10,649,534.39	28,630,383.97	39,279,918.36
Net Value	21,854,248.11	6,757,626.66	28,611,874.77
Communication Equipment	42,200.00	327,540.00	369,740.00
Accum. Depreciation-Communication Eqpt.	37,980.00	102,073.50	140,053.50
Net Value	4,220.00	225,466.50	229,686.50
Technical and Scientific Equipment	418,800.00	214,000.00	632,800.00
Accum. Depreciation-Technical & Scientific Eqpt.	397,860.00	203,300.00	601,160.00
Net Value	20,940.00	10,700.00	31,640.00
Other Machinery Equipment	3,889,339.81	3,700,781.96	7,590,121.77
Accum. Depreciation-Other Machinery Eqpt.	3,500,405.83	2,450,534.53	5,950,940.36
Net Value	388,933.98	1,250,247.43	1,639,181.41
Transportation Equipment			
Motor Vehicles	2,085,030.00	1,806,025.00	3,891,055.00
Accum. Depreciation-Motor Vehicles	1,876,527.00	354,754.90	2,231,281.90
Net Value	208,503.00	1,451,270.10	1,659,773.10
Other Transportation Equipment	33,840.00	-	33,840.00
Accum. Depreciation-Other Transportation Eqpt.	6,091.20	-	6,091.20
Net Value	27,748.80	-	27,748.80
Furnitures, Fixtures and Books			
Furnitures and Fixtures	674,995.55	8,766,705.00	9,441,700.55
Accum. Depreciation-Furnitures & Fixtures	545,723.69	3,924,913.53	4,470,637.22
Net Value	129,271.86	4,841,791.47	4,971,063.33
Books	6,204,200.00	3,882,794.75	10,086,994.75
Accum. Depreciation- Books	818,180.00	3,399,853.27	4,218,033.27
Net Value	5,386,020.00	482,941.48	5,868,961.48
Other Property, Plant & Equipment			
Other Property, Plant & Equipment	2,716,937.25	3,847,804.00	6,564,741.25
Accum. Depreciation-Other Prop., Plant & Eqpt.	2,445,243.54	3,463,023.60	5,908,267.14
Net Value	271,693.71	384,780.40	656,474.11

OFFICE OF THE AUDITOR
 RECEIVED
 DATE: 11/06/19
 RECEIVED

Republic of the Philippines
SULU STATE COLLEGE
 Bangkal, Patikul, Sulu

CONSOLIDATED DETAILED STATEMENT OF FINANCIAL POSITION

As at August 31, 2019

	REGULAR AGENCY FUND	INTERNALLY GENERATED INCOME	CONSOLIDATED
Construction in Progress-Agency Assets			
Construction in Progress-Bldg. & Other Structures	90,121,022.48	13,395,209.21	103,516,231.69
Net Value	90,121,022.48	13,395,209.21	103,516,231.69
Total Property, Plant and Equipment	141,713,591.89	54,779,288.42	196,492,880.31
TOTAL ASSETS	142,193,534.82	72,637,155.67	214,830,690.49
LIABILITIES			
Current Liabilities			
Financial Liabilities			
Inter-Agency Payables			
Due to BIR	1,544,533.39	18,676.80	1,563,210.19
Due to GSIS	669,114.60	-	669,114.60
Due to PAG-IBIG	13,062.27	60,351.16	73,413.43
Due to PHILHEALTH	161,112.28	-	161,112.28
Due to Other NGAs	-	7,354,412.70	7,354,412.70
Trust Liabilities			
Guaranty/Security Deposits Payables	-	-	-
Other Payables			
Other Payables	1,108,730.05	(108,629.66)	1,000,100.39
Total Current Liabilities	3,496,552.59	7,324,811.00	10,821,363.59
TOTAL LIABILITIES	3,496,552.59	7,324,811.00	10,821,363.59
Total Assets less Total Liabilities	138,696,982.23	65,312,344.67	204,009,326.90
NET ASSETS/EQUITY			
Equity			
Government Equity			
Accumulated Surplus/(Deficit)	138,696,982.23	65,312,344.67	204,009,326.90
TOTAL NET ASSETS/EQUITY	138,696,982.23	65,312,344.67	204,009,326.90

OFFICE OF THE AUDITOR
RECEIVED
 11/06/19
 SULO STATE COLLEGE

Certified Correct:


SAMIER A. QUISAI
 Accountant

Republic of the Philippines
SULU STATE COLLEGE
 Bangkal, Patikul, Sulu

CONDENSED STATEMENT OF FINANCIAL POSITION
 As at August 31, 2019

	NOTE	REGULAR AGENCY FUND	INTERNALLY GENERATED INCOME	CONSOLIDATED
ASSETS				
Current Assets				
Cash and Cash Equivalents		177,602.93	16,396,695.29	16,574,298.22
Receivables		-	839,148.96	839,148.96
Inventories		-	-	-
Other Current assets		302,340.00	622,023.00	924,363.00
Total Current Assets		479,942.93	17,857,867.25	18,337,810.18
Non-Current Assets				
Property, Plant and Equipment		141,713,591.89	54,779,288.42	196,492,880.31
Biological Assets		-	-	-
Intangible Assets		-	-	-
Other Non-Current Assets		-	-	-
Total Non-Current Assets		141,713,591.89	54,779,288.42	196,492,880.31
Total Assets		142,193,534.82	72,637,155.67	214,830,690.49
LIABILITIES				
Current Liabilities				
Financial Liabilities		-	-	-
Inter-Agency Payables		2,387,822.54	7,433,440.66	9,821,263.20
Trust Liabilities		-	-	-
Provisions		-	-	-
Other Payables		1,108,730.05	(108,629.66)	1,000,100.39
Total Current Liabilities		3,496,552.59	7,324,811.00	10,821,363.59
Total Liabilities		3,496,552.59	7,324,811.00	10,821,363.59
Total Assets less Total Liabilities		138,696,982.23	65,312,344.67	204,009,326.90
NET ASSETS / EQUITY				
Accumulated Surplus / (Deficit)		138,696,982.23	65,312,344.67	204,009,326.90
Total Net Assets / Equity		138,696,982.23	65,312,344.67	204,009,326.90

OFFICE OF THE AUDITOR
RECEIVED
 DATE 11/06/19
 SULO STATE COLLEGE

Certified Correct:



 SAMIER A. QUISAI
 Accountant

Republic of the Philippines
SULU STATE COLLEGE
 Bangkal, Patikul, Sulu

CONSOLIDATED STATEMENT OF CHANGES IN NET ASSETS/EQUITY
 For the Period Ended August 31, 2019

	REGULAR AGENCY FUND	INTERNALLY GENERATED INCOME	CONSOLIDATED
Balance at January 1, 2019	122,202,521.98	61,400,499.19	183,603,021.17
Changes in Accounting Policy			
Prior Period Adjustments/Unrecorded Income and Expenses	645,796.91	46,800.00	692,596.91
Other Adjustments			
Restated Balance	122,848,318.89	61,447,299.19	184,295,618.08
Changes in Net Assets/Equity for the Calendar Year			
Adjustment of Net Revenue recognized directly in net assets/equity			
Surplus for the period	15,848,663.34	3,865,045.48	19,713,708.82
Total recognized revenue and expense for the period	15,848,663.34	3,865,045.48	19,713,708.82
Others	0.00	0.00	0.00
Balance at August 31, 2019	138,696,982.23	65,312,344.67	204,009,326.90


OFFICE OF THE AUDITOR
RECEIVED
 11/6/19

Certified Correct:

 SAMIER A. QUISAI
 Accountant

Republic of the Philippines
SULU STATE COLLEGE
 Bangkal, Patikul, Sulu

STATEMENT OF CASH FLOWS
 For the Period Ended August 31, 2019

	REGULAR AGENCY FUND	INTERNALLY GENERATED INCOME	CONSOLIDATED
CASH FLOWS FROM OPERATING ACTIVITIES			
Cash Inflows			
Receipt of Notice of Cash Allocation	87,454,817.00		87,454,817.00
Collection of Income/Revenues		29,765,179.68	29,765,179.68
Receipt of inter-agency fund transfers			-
Receipt of prior year's income			-
Adjustments			-
Total Cash Inflows	87,454,817.00	29,765,179.68	117,219,996.68
Cash Outflows			
Payment of Expenses	69,733,207.85	23,548,189.75	93,281,397.60
Payment of Accounts Payable			-
Other Disbursements			-
Reversal of Unutilized NCA	3,363,869.19		3,363,869.19
Adjustments			-
Total Cash Outflows	73,097,077.04	23,548,189.75	96,645,266.79
Net Cash Provided by (Used In) Operating Activities	14,357,739.96	6,216,989.93	20,574,729.89
Cash Outflows from Investing Activities			
Cash Inflows			
Proceeds from Sale of Investment Property			-
Adjustments			-
Total Cash Inflows	-	-	-
Cash Outflows			
Purchase/Constuction of Investment Property	9,723,347.83		
Purchase/Construction of Prop., Plant & Eqpt.	4,516,789.20	190,290.00	4,707,079.20
Investments			-
Adjustments			-
Total Cash Outflows	14,240,137.03	190,290.00	4,707,079.20
Net Cash Provided by (Used In) Investing Activities	(14,240,137.03)	(190,290.00)	(4,707,079.20)
Cash Outflows from Financing Activities			
Cash Inflows			
Proceeds from Domestic and Foreign Loans			-
Adjustments			-
Total Cash Inflows	-	-	-
Cash Outflows			
Payment of Long-Term Liabilities			-
Payment of Interest Expense (BTR/NG Debt)			-
Adjustments			-
Total Cash Outflows	-	-	-
Net Cash Provided by (Used In) Financing Activities	-	-	-
Increase (Decrease) In Cash and Cash Equivalents	117,602.93	6,026,699.93	6,144,302.86
Effects of Exchange Rate Changes on Cash and Cash			-
Cash and Cash Equivalents, January 1, 2019	60,000.00	10,298,989.58	10,358,989.58
Cash and Cash Equivalents, August 31, 2019	177,602.93	16,325,689.51	16,503,292.44
	(0.00)	-	-



Certified Correct:

[Signature]
 SAMIEN A. QUSAI
 Accountant

SULU STATE COLLEGE
Agency

DETAILED SCHEDULE OF UNLIQUIDATED CASH ADVANCES

As of August 31, 2019


Fund 101 and Fund 164

No.	Name of Debtor	Amount Balance	Amount Due					Remarks
			Current			Past Due		
			less than 30 days	31-90 days	91-365 days	Over 1 year	Over 2 years 3 years & above	
A. REGULAR								
B. TRAVEL								
FUND 101								
	Raul Rasad	15,040.00			15,040.00			
	Alnadzma Tulawie	17,900.00		17,900.00				
	Aurizia Siraji	24,500.00		24,500.00				
	Raina Sappayani	28,200.00		28,200.00				
	Patricia Amilhusin	17,900.00		17,900.00				
	Venjielyn Alian	17,900.00		17,900.00				
	Hartini Sairi	17,900.00		17,900.00				
	Alnadzma Tulawie	17,900.00		17,900.00				
	Sitti Kauzar Ayub	13,900.00	13,900.00					
	Mudrata Kunsahani	13,900.00	13,900.00					
	Nahara Ismail	13,900.00	13,900.00					
	Rosalyn Ammala	13,900.00	13,900.00					
	Nenita Abdurajak	13,900.00	13,900.00					
	Indira Hussam	13,900.00	13,900.00					
	Aida Salih	13,900.00	13,900.00					
	Benhar Sali	13,900.00	13,900.00					
	Sherlyn Sampang	13,900.00	13,900.00					
FUND 164								
	Brenhilda Ittih	4,260.00		4,260.00				
	Rasida Janang	4,060.00		4,060.00				
	Yasheem Asanji	4,060.00		4,060.00				
	Phlorita Ridao	4,460.00		4,460.00				
	Karyl Krystal Villejo	4,460.00		4,460.00				
	Hizami Amirul	10,400.00		10,400.00				
	Nurjia Mustafa	5,200.00		5,200.00				
	Bryan Cabaddu	5,200.00		5,200.00				
	Aldahruhz Darkis	6,000.00		6,000.00				
	Nuruin Bara	23,250.00		23,250.00				
	Moh. Amil Abdul	4,500.00		4,500.00				
	Moh. Amil Abdul	4,500.00		4,500.00				
	Amil K. Alih	4,210.00		4,210.00				
	Sakir Anjirani	28,500.00		28,500.00				
	Marlon Abucay	15,000.00	15,000.00					

OFFICE OF THE AUDITOR
RECEIVED
DATE 11/6/19

Almashien Lipae	15,000.00	15,000.00					
Saurajan Darawi	18,900.00	18,900.00					
Josephine Iribani	6,000.00	6,000.00					
Radzwhiel Tawasil	7,710.00	7,710.00					
Alijandrina Jalilul	178,276.00	178,276.00					
Alijandrina Jalilul	22,824.00	22,824.00					
Samier Quisai	9,500.00	9,500.00					
Alyashier Asam	9,500.00	9,500.00					
Abdulnasir Antao	9,500.00	9,500.00					
Abraham Pelayo	10,500.00	10,500.00					
Warid Ibno	10,500.00	10,500.00					
Haridja Bakil	22,753.00	22,753.00					
TOTAL	731,363.00	461,063.00	255,260.00	15,040.00	-		

Certified Correct:


 SAMIER A. QUISAI
 Accountant

RECEIVED
 11/6/19
 RECEIVED OF THE AUDITOR