


STATEMENT OF APPROPRIATIONS, ALLOTMENTS, OBLIGATIONS, DISBURSEMENTS AND BALANCES
As of the Quarter Ending December 31, 2017

Department: State Universities and Colleges (SUCs)
Agency: Sulu State College
Operating Unit: N/A
Organization Code (UACS): 081120000000
Fund Cluster: 01 - Regular Agency Fund

Authorization: 01 - Current Year Appropriations
Report Status: SUBMITTED

Table with columns: Particulars, UACS CODE, Appropriation (Authorized, Adjusted), Allotments (Received, Adjustments, Transfer), Current Year Obligations (1st-4th Quarter, Total), Current Year Disbursements (1st-4th Quarter, Total), Balances (Unreleased, Unobligated, Unpaid Obligations).



Particulars	UACS CODE	Appropriation			Allotments					Current Year Obligations					Current Year Disbursements					Balances				
		Authorized Appropriation	Adjustments (Transfer To/From, Realignment)	Adjusted Appropriations	Allotments Received	Adjustments (Withdrawal, Realignment)	Transfer To	Transfer From	Adjusted Total Allotments	1st Quarter	2nd Quarter	3rd Quarter	4th Quarter	Total	1st Quarter	2nd Quarter	3rd Quarter	4th Quarter	Total	Unreleased Appropriations	Unobligated Allotment	Unpaid Obligations (15-20) = (23+24)		
										Ending March 31	Ending June 30	Ending Sept. 30	Ending Dec. 31		Ending March 31	Ending June 30	Ending Sept. 30	Ending Dec. 31				Due and Demandable	Not Yet Due and Demandable	
1	2	3	4	5=(3+4)	6	7	8	9	10=(8+9+4+6)	11	12	13	14	15=(11+12+13+14)	16	17	18	19	20=(16+17+18+19)	21=(5-16)	22=(16-19)	23	24	
and Acquisition of Equipment	264004010300008	3,500,000.00		3,500,000.00	3,500,000.00				3,500,000.00															
CO		3,500,000.00		3,500,000.00	3,500,000.00				3,500,000.00															
Sub-Total, Agency-Specific		173,398,000.00		173,398,000.00	171,658,000.00				171,658,000.00	17,820,131.00	22,484,280.00	23,672,971.00	99,821,238.65	163,798,620.65	17,820,131.00	22,484,280.00	23,672,971.00	45,266,616.44	109,243,998.44	1,740,000.00	7,859,379.35		54,554,622.21	
PS		75,771,000.00		75,771,000.00	74,031,000.00				74,031,000.00	13,263,365.00	18,189,000.00	18,854,420.00	23,724,215.00	74,031,000.00	13,263,365.00	18,189,000.00	18,854,420.00	20,882,215.00	71,189,000.00	1,740,000.00			2,842,000.00	
MOOE		37,678,000.00		37,678,000.00	37,678,000.00				37,678,000.00	4,556,786.00	4,295,280.00	4,818,551.00	24,007,403.00	37,678,000.00	4,556,786.00	4,295,280.00	4,818,551.00	18,178,011.26	31,848,608.26				5,629,391.74	
Fin Ex																								
CO		59,949,000.00		59,949,000.00	59,949,000.00				59,949,000.00					52,089,620.65	52,089,620.65				6,206,390.18	6,206,390.18	7,859,379.35		45,883,230.47	
II. Automatic Appropriations																								
Retirement and Life Insurance Premiums	01104102																							
General Administration and Support	000001000000000	978,000.00		978,000.00																978,000.00				
General Management and Supervision	103001000100000	978,000.00		978,000.00																978,000.00				
PS		978,000.00		978,000.00																978,000.00				
Operations	000003000000000	4,868,000.00		4,868,000.00																4,868,000.00				
MFO 1: HIGHER EDUCATION SERVICES	000003010000000	4,868,000.00		4,868,000.00																4,868,000.00				
Provision of Higher Education Services Including P 13,332,000 for Scholarships of Poor and Deserving Students (Expanded Students' Grants-In-Aid Program for Poverty Alleviation-ESGP-PA) and P 4,000,000 for Tulung Dumung	264003010200000	4,868,000.00		4,868,000.00																4,868,000.00				
PS		4,868,000.00		4,868,000.00																4,868,000.00				
Sub-Total, Automatic Appropriations		5,846,000.00		5,846,000.00																5,846,000.00				
PS		5,846,000.00		5,846,000.00																5,846,000.00				
MOOE																								
Fin Ex																								
CO																								
III. Special Purpose Fund																								
Sub-Total, SPF																								
PS																								
MOOE																								
Fin Ex																								
CO																								
GRAND TOTAL		179,244,000.00		179,244,000.00	171,658,000.00				171,658,000.00	17,820,131.00	22,484,280.00	23,672,971.00	99,821,238.65	163,798,620.65	17,820,131.00	22,484,280.00	23,672,971.00	45,266,616.44	109,243,998.44	7,586,000.00	7,859,379.35		54,554,622.21	
PS		81,617,000.00		81,617,000.00	74,031,000.00				74,031,000.00	13,263,365.00	18,189,000.00	18,854,420.00	23,724,215.00	74,031,000.00	13,263,365.00	18,189,000.00	18,854,420.00	20,882,215.00	71,189,000.00	7,586,000.00			2,842,000.00	
MOOE		37,678,000.00		37,678,000.00	37,678,000.00				37,678,000.00	4,556,786.00	4,295,280.00	4,818,551.00	24,007,403.00	37,678,000.00	4,556,786.00	4,295,280.00	4,818,551.00	18,178,011.26	31,848,608.26				5,629,391.74	
Fin Ex																								
CO		59,949,000.00		59,949,000.00	59,949,000.00				59,949,000.00					52,089,620.65	52,089,620.65				6,206,390.18	6,206,390.18	7,859,379.35		45,883,230.47	


Certified Correct:


Pestacion, Joseph

Budget Officer

Date: 19/Mar/2018


Certified Correct:



Chief Accountant

Date:


Recommended By:


Arasid, Abdurasa

Director, FMS

Date: 16/Mar/2018

Approved By:


Arasid, Abdurasa

Agency Head/Department

Date: 16/Mar/2018

OFFICE OF THE AUDITOR
RECEIVED
3/27/19