

(In Thousand Pesos)

Department: State Universities and Colleges (SUCs)
 Agency: Sulu State College
 Operating Unit: < not applicable >
 Organization Code (UACS) : 08 112 000000

Particulars	UACS CODE	Total Programs	Tax Rem Advice (TRA)	Net Program	Full Year Requirement												Full Year Total				
					QUARTER 1			QUARTER 2			QUARTER 3			QUARTER 4							
					Jan	Feb	March	Sub Total	April	May	June	Sub Total	July	Aug	Sept	Sub Total		Oct	Nov	Dec	Sub Total
1	2	3	4	5	6	7	8	8=6+7+8	10	11	12	13=10+11+12	14	15	18	17=14+15+16	18	19	20	21=18+19+20	22
PART A																					
I. NOTICE OF CASH ALLOCATION																					
A. Fiscal Year's (FY) Budget																					
New GAA																					
COMPREHENSIVE RELEASE		111,818	8,945	102,873	6,554	6,554	6,554	19,662	7,755	11,223	7,002	25,980	7,002	7,002	7,002	21,006	17,219	11,219	7,788	36,225	102,873
Specific Budgets of National Government																					
PS		97,842	7,812	89,842	5,433	5,433	5,433	16,299	6,649	10,117	5,896	22,662	5,896	5,896	5,896	17,688	16,113	10,117	6,963	33,193	89,842
General Administration and Support																					
		27,932	2,235	25,697	898	898	898	2,694	1,104	1,680	979	3,763	979	979	979	2,937	13,455	1,680	1,168	16,303	25,697
General Management Supervision																					
		13,882	1,111	12,771	898	898	898	2,694	1,104	1,680	979	3,763	979	979	979	2,937	529	1,680	1,168	3,377	12,771
Administration of Personnel Benefits																					
		14,050	1,124	12,926				-				-				-	12,926				12,926
Higher Education Program																					
		69,722	5,577	64,145	4,535	4,535	4,535	13,605	5,545	8,437	4,917	18,999	4,917	4,917	4,917	14,751	2,658	8,437	5,795	16,890	64,145
Provision for Higher Education																					
		69,722	5,577	64,145	4,535	4,535	4,535	13,605	5,545	8,437	4,917	18,999	4,917	4,917	4,917	14,751	2,658	8,437	5,795	16,890	64,145
MOOE		14,184	1,133	13,031	1,121	1,121	1,121	3,363	1,106	1,106	1,106	3,318	1,106	1,106	1,106	3,318	1,106	1,101	825	3,032	13,031
General Administration and Support																					
		6,946	556	6,390	550	550	550	1,650	542	542	542	1,626	542	542	542	1,626	542	542	404	1,488	6,390
General Management Supervision																					
		6,946	556	6,390	550	550	550	1,650	542	542	542	1,626	542	542	542	1,626	542	542	404	1,488	6,390
Higher Education Program																					
		5,608	449	5,159	443	443	443	1,329	438	438	438	1,314	438	438	438	1,314	438	433	331	1,202	5,159
Provision for Higher Education																					
		5,608	449	5,159	443	443	443	1,329	438	438	438	1,314	438	438	438	1,314	438	433	331	1,202	5,159
Research Program																					
		805	64	741	64	64	64	192	63	63	63	189	63	63	63	189	63	63	45	171	741
Conduct of Research Services																					
		805	64	741	64	64	64	192	63	63	63	189	63	63	63	189	63	63	45	171	741
Technical Advisory Extension Program																					
		805	64	741	64	64	64	192	63	63	63	189	63	63	63	189	63	63	45	171	741
Provision for Extension Services																					
		805	64	741	64	64	64	192	63	63	63	189	63	63	63	189	63	63	45	171	741
CO																					
FOR LATER RELEASE																					
Specific Budgets of National Government																					
PS		6,236	-	6,236	-	-	-	-	-	-	-	-	-	-	-	6,236	6,236	-	-	6,236	6,236
Administration of Personnel Benefits																					
MOOE		1,500	120	1,380	-	-	-	-	-	-	-	-	-	-	-	1,380	-	-	-	1,380	1,380
Higher Education Program																					
		500	40	460	-	-	-	-	-	-	-	-	-	-	-	460	-	-	-	460	460
Conduct of Activities for Sports and Culture Devt																					
		500	40	460	-	-	-	-	-	-	-	-	-	-	-	500	-	-	-	500	500


[Handwritten signatures and initials]


Research Program	1,000	80	920	920	920	920	920	920	920	920	920	920	920
Conduct of Research Services	1,000	80	920	920	920	920	920	920	920	920	920	920	920
CO	26,000	-	26,000	26,000	26,000	26,000	26,000	26,000	26,000	26,000	26,000	26,000	26,000
Establishment of Center for Organic Farming	6,000	-	6,000	6,000	6,000	6,000	6,000	6,000	6,000	6,000	6,000	6,000	6,000
Construction of Agricultural Dormitory	20,000	-	20,000	20,000	20,000	20,000	20,000	20,000	20,000	20,000	20,000	20,000	20,000
Automatic Appropriation													
Retirement and Life Insurance Premiums	1 04 102	7,717	7,717	7,717	7,717	7,717	7,717	7,717	7,717	7,717	7,717	7,717	7,717
PS													
B. Prior Year (PY) Obligation													
Prior Year Accounts Payable		8,797	8,797	8,797	8,797	8,797	8,797	8,797	8,797	8,797	8,797	8,797	8,797
PS													
CO													
TOTAL PROGRAM, PY OBLIGATION													
PS													
CO													


This report was generated using the Unified Reporting System on
 BED Level: 03 - DBM Evaluated (GAA) ; Status : Pending

Department: State Universities and Colleges (SUCs)
 Agency: Sulu State College
 Operating Unit: < not applicable >
 Organization Code (UACS) : 08 112 0000000

Particulars	UACS CODE	Total Programs	Tax Rem Advice (TRA)	Net Program	Full Year Requirement												Full Year Total							
					QUARTER 1			QUARTER 2			QUARTER 3			QUARTER 4										
					Jan	Feb	March	Sub Total	April	May	June	Sub Total	July	Aug	Sept	Sub Total		Oct	Nov	Dec	Sub Total			
1	2	3	4	5	6	7	8	8=6+7+8	10	11	12	13=10+11+12	14	15	16	17=14+15+16	18	19	20	21=18+19+20	22			
TOTAL NCA PROGRAM																								
PS																								
MOOE																								
FinEx																								
CO																								
V. TOTAL DISBURSEMENT PROGRAM																								
PS																								
MOOE																								
FinEx																								
CO																								

Prepared By: 
 Mr. Abdulnasir N. Antao
 Budget Officer
 Date:

In coordination with: 
 Asso. Prof. Abraham Pelayo, MAED
 Acting Chief Administrative Officer
 Date:

Approved By: 
 Dr. Charisma S. Utupalan, CESE
 SUC President II
 Date:

This report was generated using the Unified Reporting System on
 BED Level: 03 - DBM Evaluated (GAA) ; Status : Pending