

FY 2022 MONTHLY DISBURSEMENT PROGRAM  
(In Thousand Pesos)


Department: State Universities and Colleges (SUCs)  
 Agency: Sulu State College  
 Operating Unit: < not applicable >  
 Organization Code (UACS): 08 112 000000

Particulars	UACS CODE	Total Programs	Tax Rem Advice (TRA)	Net Program	Full Year Requirement												Fall Year Total					
					QUARTER 1			QUARTER 2			QUARTER 3			QUARTER 4								
					Jan	Feb	March	Sub Total	April	May	June	Sub Total	July	Aug	Sept	Sub Total		Oct	Nov	Dec	Sub Total	
1	2	3	4	5	6	7	8	9-9+9	10	11	12	13-13+13	14	15	16	17-17+17	18	19	20	21-21+21	22	
PART A																						
L NOTICE OF CASH ALLOCATION		267,692	14,685	253,207	55,486	15,766	15,766	67,088	26,797	21,647	15,766	64,440	15,766	15,766	15,766	47,388	15,766	22,700	15,765	15,765	54,291	253,207
A. Fiscal Year's (FY) Budget		228,192	14,685	213,507	15,766	15,766	47,388	26,797	21,647	15,766	64,440	15,766	15,766	15,766	47,388	15,766	15,766	22,700	15,765	15,765	54,291	213,507
New GAA		218,721	14,685	204,036	15,006	15,006	45,018	26,007	21,057	15,006	62,070	15,006	15,006	15,006	45,018	15,006	15,006	21,910	15,014	15,014	51,930	204,036
COMPREHENSIVE RELEASE		0	0	0	0	0	0	0	0	0	0	0	0	0	0	0	0	0	0	0	0	0
Specific Budgets of National Government Agencies	1 01 101	0	0	0	0	0	0	0	0	0	0	0	0	0	0	0	0	0	0	0	0	0
PS		0	0	0	0	0	0	0	0	0	0	0	0	0	0	0	0	0	0	0	0	0
MOOE		0	0	0	0	0	0	0	0	0	0	0	0	0	0	0	0	0	0	0	0	0
CO		0	0	0	0	0	0	0	0	0	0	0	0	0	0	0	0	0	0	0	0	0
FOR LATER RELEASE		218,721	14,685	204,036	15,006	15,006	45,018	26,007	21,057	15,006	62,070	15,006	15,006	15,006	45,018	15,006	15,006	21,910	15,014	15,014	51,930	204,036
Specific Budgets of National Government Agencies	1 01 101	218,721	14,685	204,036	15,006	15,006	45,018	26,007	21,057	15,006	62,070	15,006	15,006	15,006	45,018	15,006	15,006	21,910	15,014	15,014	51,930	204,036
PS		125,088	10,007	115,081	8,425	8,425	25,275	9,451	14,476	8,425	32,352	8,425	8,425	8,425	25,275	8,425	8,425	15,329	8,425	8,425	32,179	115,081
MOOE		63,133	4,153	78,886	6,591	6,591	19,743	6,591	6,591	6,591	19,743	6,591	6,591	6,591	19,743	6,591	6,591	6,591	6,599	6,599	19,751	78,886
CO		10,500	625	9,875	0	0	0	0	0	0	0	0	0	0	0	0	0	0	0	0	0	0
Automatic Appropriation		9,471	0	9,471	760	760	2,370	760	760	760	2,370	760	760	760	2,370	760	760	760	760	760	2,361	9,471
Retirement and Life Insurance Premiums	1 04 102	9,471	0	9,471	760	760	2,370	760	760	760	2,370	760	760	760	2,370	760	760	760	760	760	2,361	9,471
PS		9,471	0	9,471	760	760	2,370	760	760	760	2,370	760	760	760	2,370	760	760	760	760	760	2,361	9,471
B. Prior Year (PY) Obligation		39,700	2,044	37,656	37,656	0	0	37,656	0	0	0	0	0	0	0	0	0	0	0	0	0	0
Prior Year Accounts Payable		39,700	2,044	37,656	37,656	0	0	37,656	0	0	0	0	0	0	0	0	0	0	0	0	0	0
PS		1,962	156	1,824	1,824	0	0	1,824	0	0	0	0	0	0	0	0	0	0	0	0	0	1,824
MOOE		943	47	896	896	0	0	896	0	0	0	0	0	0	0	0	0	0	0	0	0	896
CO		36,775	1,839	34,936	34,936	0	0	34,936	0	0	0	0	0	0	0	0	0	0	0	0	0	34,936
TOTAL NCA PROGRAM		267,692	14,685	253,207	55,486	15,766	67,088	26,797	21,647	15,766	64,440	15,766	15,766	15,766	47,388	15,766	15,766	22,700	15,765	15,765	54,291	253,207
PS		136,541	10,007	126,534	11,197	9,215	28,627	10,241	15,266	9,215	34,722	9,215	9,215	9,215	27,645	9,215	9,215	16,119	9,208	9,208	34,540	126,534

Department: State Universities and Colleges (SUCs)  
 Agency: Sulu State College  
 Operating Unit: < not applicable >  
 Organization Code (UACS): 08 112 000000


Particulars	UACS CODE	Total Programs	Tax Rem Advice (TRA)	Net Program	Full Year Requirement												Full Year Total		
					QUARTER 1			QUARTER 2			QUARTER 3			QUARTER 4					
					Jan	Feb	March	Sub Total	April	May	June	Sub Total	July	Aug	Sept	Sub Total		Oct	Nov
1	2	3	4	5	6	7	8	9-10-11-12	13	14	15	16	17-18-19-16	18	19	20	21-19-19-20	22	
MOOE		84,078	4,150	79,923	7,524	6,581	6,581	19,743	6,581	6,581	6,581	6,581	19,743	6,581	6,581	6,581	19,743	18,751	78,923
FinEx			0	0	0	0	0	0	0	0	0	0	0	0	0	0	0	0	0
CO		47,275	525	46,750	38,775	0	0	38,775	0	0	0	0	0	0	0	0	0	0	46,750
IV. TAX REMITTANCE ADVICE		0	16,729	16,729	3,122	1,078	1,078	5,278	1,683	1,604	1,078	1,078	3,224	1,078	1,681	1,083	3,842	16,729	
PS		0	10,165	10,165	890	732	732	2,354	822	1,259	732	732	2,108	732	1,335	736	2,803	10,165	
MOOE		0	4,200	4,200	393	346	346	1,085	346	346	346	346	1,039	346	346	347	1,039	4,200	
CO		0	2,364	2,364	1,839	0	0	1,839	525	0	0	0	0	0	0	0	0	0	2,364
V. TOTAL DISBURSEMENT PROGRAM		267,892	16,729	251,163	59,574	16,874	16,874	80,322	28,400	23,451	16,874	16,874	50,822	16,874	24,381	16,878	56,133	267,892	
PS		136,541	10,165	126,376	11,029	9,847	9,847	31,823	11,083	16,524	9,847	9,847	28,841	9,847	17,454	9,842	37,343	136,541	
MOOE		84,078	4,200	79,878	7,870	6,827	6,827	21,224	6,827	6,827	6,827	6,827	20,781	6,827	6,827	6,827	20,780	84,078	
FinEx		0	0	0	0	0	0	0	0	0	0	0	0	0	0	0	0	0	
CO		47,275	2,364	44,911	38,775	0	0	38,775	10,500	0	0	0	10,500	0	0	0	0	0	47,275

Prepared By / Certified Correct:

  
 MR. ABDULMASIR N. ANTAO  
 Budget Officer


Date:

In coordination with / Certified Correct:

  
 MR. SAMER A. QURESHI, CPA  
 Accountant III

Date:

Recommending Approval:

  
 MR. ALMASIHMS LIPRE, MAEd, MPA  
 Chief Administrative Officer V

Date:

Approved by:

  
 PROF. CHARISMA S. UTUTALUM, Ed. CESE  
 SUC President III

Date:

This report was generated using the Unified Reporting System on 25/01/2022  
 BED Level 03 - GAA Level: Status: SUBMITTED